

# Chiloquin Vector Control District Klamath County, Oregon

JB Brown, Dennis Jefcoat, Tim McDermott, Theresa Shelby, Albert Wilder  
140 S 1<sup>st</sup> Street, Chiloquin Community Center Conference Room  
Mailing address PO Box 860, Chiloquin, Oregon 97624 541 274 0132  
Email: [cvcddistrict@gmail.com](mailto:cvcddistrict@gmail.com) Web page: [www.chiloquinmosquito.org](http://www.chiloquinmosquito.org)



## CVCD Board of Trustee Meeting Agenda

Meetings called to order at 6:30PM

April 24, 2024

**Public meeting notices given:** Meeting notices are posted in the Chiloquin Community Center public notice board, announced in the Chiloquin News at [chiloquinnews.com](http://chiloquinnews.com), Notice on CVCD web page: [chiloquinmosquito.org](http://chiloquinmosquito.org), printed in the Friends of the Library Community Calendar and regularly printed in the Herald & News.

**Meeting Rules and Regulations:** The public is invited to address the Board at the end of the meeting unless the Presiding Officer asked for or accepts public discussion on any agenda item. Time limit shall be 3 minutes per speaker or 30 minutes total for all public comments. Legal issues cannot be discussed unless our legal council is present. Meeting minutes are maintained by sound recording per ORS 192.650(1). USB thumb drive MP3 format copy of individual meetings available upon request when accompanied by a payment of a \$25.00 payable to the CVCD and completion of the CVCD Freedom of Information Act request form available on our web page. The district does not provide written minutes of meetings.

Roll call of the CVCD Board of Trustees

### Treasurer's Monthly Report

Financial statement balances as of March 2024

Original documents on file with Treasurer & available to Board members

Umpqua bank account checking .....	\$ 5,030.21
State LG money market account .....	<u>\$140,777.30</u>
Total amount of funds available in all district's bank accounts;	\$145,807.51

### Current financial Information

---

Deposits to Umpqua Bank	\$7,500.00 transfer from LG Find
Deposits to State Account	\$642.78 Interest income
Payments from Klamath County Treasurer:	\$260.79 (4/4/24)
Other Income	\$0.00

**Bills to be paid.**

Three Rivers Mosquito & Vector Control mosquito Control Services 5 of 7	\$7,100.00
Herald & News 2 inserts for legal add budget committee hearing notices	\$ 210.04
Chairman’s expense – seasonal mega catch Pro 900 & Alpha parts	\$ 293.41
Chairman’s Expense Previously approved 4K Monitor for FS#2 Security System	\$ 229.99
Chairpersons meeting expenses – food, plates, etc.	\$ ??
<b>Total amount of this month’s payments to vendors</b>	<b>\$7,833.44</b>

Discussion and vote to approve Treasurers report, bill paying and transfers of money.

**New and Old Business**

*Discussion on communications by CVCD Chairman with the County Treasurer concerning CVCD anticipated tax revenues this fiscal year and next fiscal year.*

*Discussion on overwintering mosquito issues and the need for proper mosquito traps in FY 24-25.*

*Recess from CVCD Meeting for the Annual Budget Committee Hearing. Public notice posted in the Herald & News and noticed on line at Chiloquin email news. Audience members will be asked if they desire to participate as Budget Committee Members.*

*Discussion: Installation of Security Camera System at FS#2; Progress Report.*



**Contractors Report**

Report by Edward Horvath TRMVC

**Public Comments**

**Next scheduled Meeting**

4<sup>th</sup> Wednesday, May 22, 2024 at 6:30PM - Annual Budget Hearing

ort

heet

Dec	Full Year	Notes
51,846	187,027	
	45,190	Left over from proceeding year
448	5,017	LGIF Interest income
	-	Any other sources of income
51,398	53,820	Property taxes collected in FY
	83,000	Not applicable after 2023-2024

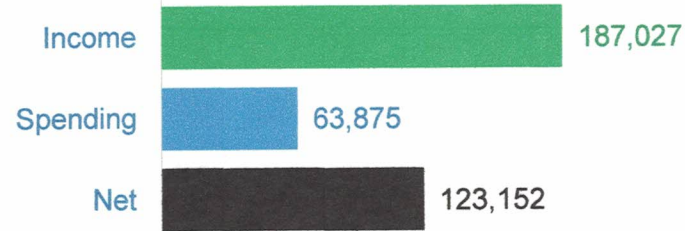
[Help](#)

738	63,875	
738	63,875	
	2,073	SDAO/SDI Insurance
	1,123	Advertising; H&N & local events
	40	Software & Sec of State cost
	830	Community Center & FS#2
	-	As needed
	-	Office cell telephone cost
459	1,135	Office supplies & meeting cost
	234	Milage & Travel
279	2,463	Equipment repairs & upgrades
	49,700	7 Equal payments for each FY
	2	Umpqua bank & LGIF
	140	SDAO Annual Fee
	985	DEQ & Ethics Commission
	2,500	Grants to outside organizations
	2,650	May be used up to \$5,000.


[Help](#)

Yearly ▼

### Budget Summary



### Spending Summary



- Form LB 31 FY 2
- Required by Ore
- 
- 
- 
- 
- 
- 
- 
- 

### Spending by Month

11,000

Category Name	Jan	Feb	Mar	Apr	May	Jun	Jul	Aug	Sep	Oct	Nov
<b>Income</b>	<b>1,530</b>	<b>995</b>	<b>1,501</b>	<b>913</b>	<b>-</b>	<b>-</b>	<b>128,624</b>	<b>417</b>	<b>409</b>	<b>387</b>	<b>405</b>
LB 20-01 Carry Over							45,190				
LB 20-04 Interest income	631	632	611	643			434	417	409	387	405
LB 20-07 Miscellaneous											
LB 20-30 Property Taxes	899	363	890	270							
LB 11 - transfer in							83,000				

For more rows, click "More income rows" then select "Unhide rows" under "Format" menu [Help](#)

Category Name	Jan	Feb	Mar	Apr	May	Jun	Jul	Aug	Sep	Oct	Nov
<b>Spending</b>	<b>2,469</b>	<b>2,234</b>	<b>7,309</b>	<b>7,624</b>	<b>7,100</b>	<b>7,100</b>	<b>12,211</b>	<b>9,190</b>	<b>7,760</b>	<b>-</b>	<b>140</b>
Form LB 31 FY 23-24	2,469	2,234	7,309	7,624	7,100	7,100	12,211	9,190	7,760	-	140
LB 31-02 Insurance	2,056								17		
LB 31-03 Advertising	103	263	94				354	70	239		
LB 31-04 Accounting								40			
LB 31-05 Property rentals							830				
LB 31-06 Attorney Fees											
LB 31-07 Telephone											
LB 31-08 Office & Meeting	158	81	115				114	98	110		
LB 31-09 Travel									234		
LB 31-10 Miscellaneous				524			1,312	288	60		
LB 31-11 Contracting			7,100	7,100	7,100	7,100	7,100	7,100	7,100		
LB 31-12 Bank Fees	1						1				
LB 31-13 Dues											140
LB 31-14 Permits	151	834									
LB 31-18 Grants							2,500				
LB 31-20 Reserves		1,056						1,594			

For more rows, click "More spending rows" then select "Unhide rows" under "Format" menu [Help](#)

Required by Oregon law	-	-	-	-	-	-	-	-	-	-	-
LB 31-17 Contingencies											
LB 31- 26 Unappropriated											

More Spending rows More Income rows Select "Amount" cells Select "Notes" cells

[About this sheet](#)

Category Name Frequency Amount Monthly Yearly Notes

Category Name	Frequency	Amount	Monthly	Yearly	Notes
<b>FY 23-24 income</b>					
			<b>15,694</b>	<b>188,327</b>	
LB 20-01 Carry Over	Yearly	45,190	3,766	45,190	Last years budget
LB 20-04 Interest income	Yearly	2,000	167	2,000	4.25% 7/30/2023
LB 20-07 Misc Income	Yearly	250	21	250	Anticipated
LB 20-30 Property taxes	Yearly	57,887	4,824	57,887	Anticipated
Transfer In LB 11	Yearly	83,000	6,917	83,000	Money from reserve

For more rows, click "More income rows" then select "Unhide rows" under "Format" menu

[Help](#)

**SPENDING 23-24** 15,694 188,327

Form LB 31 FY 23-24	Frequency	Amount	Monthly	Yearly	Notes
<b>Form LB 31 FY 23-24</b>					
			<b>12,925</b>	<b>155,100</b>	
LB 31-02 Insurance	Yearly	2,000	167	2,000	SDIS
LB 31-03 Advertising	Yearly	2,500	208	2,500	H&N & local events
LB 31-04 Accounting	Yearly	500	42	500	Software items
LB 31-05 Property Rentals	Yearly	1,000	83	1,000	Conf room & FS#2
LB 31-06 Legal	Yearly	500	42	500	Reserved for Legal
LB 31-07 Telephone	Yearly	300	25	300	Cell telephone service
LB 31-08 Office & meeting	Yearly	2,000	167	2,000	Supplies & Food items
LB 31-09 Travel	Yearly	500	42	500	Milage & Training
LB 31-10 Miscellaneous	Yearly	2,000	167	2,000	Equipment maint.
LB 31-11 Contracting	Yearly	50,000	4,167	50,000	3RMVC 7 payments
LB 31-12 Bank Fees	Yearly	50	4	50	Umpqua & LGF
LB 31-13 Dues	Yearly	250	21	250	SDA Annual Fees
LB 31- 14 Permits	Yearly	1,000	83	1,000	DEQ & Ethics Commiss
LB 31-18 Grants	Yearly	2,500	208	2,500	As warranted
LB 31 -20 Reserves	Yearly	90,000	7,500	90,000	Reserved funds

For more rows, click "More spending rows" then select "Unhide rows" under "Format" menu

[Help](#)

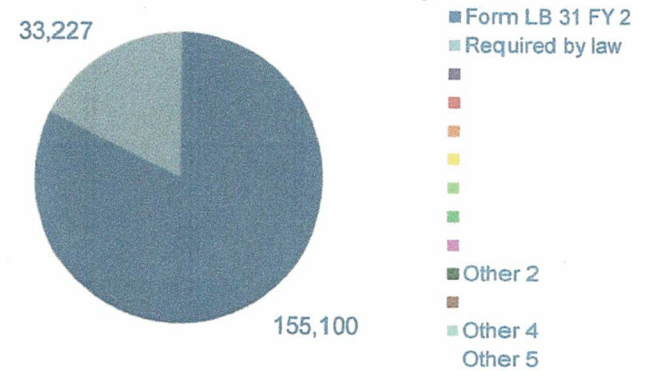
Required by law items	Frequency	Amount	Monthly	Yearly	Notes
<b>Required by law items</b>					
			<b>2,769</b>	<b>33,227</b>	
LB 31-17 Contengency	Yearly	2,000	167	2,000	Required by law
LB 31-26 Unappropriated	Yearly	31,227	2,602	31,227	Required by law

Yearly ▼

**Budget Summary**



**SPENDING 23-24 Summary**





## **CVCD BUDGET DIRECTOR'S FY 2024 - 2025 BUDGET MESSAGE**

Public notices of the budget committee meeting given four times in April

The CVCD is one of the 350 plus districts in the state that operate on annual operating budgets of less than \$100,000 dollars. The CVCD is one of 16 government mosquito control districts in the State of Oregon. Approximately 4,288 people live in our zip code. We provide services to 2,449 housing units. The average income is \$47,993. About 18% of population is in poverty. The district tax base shows that we should collect \$59,126 this FY. The real amount collected is \$53,820 to date. Therefore, we are changing our FY 2024-25 tax estimates for budgeting.

The CVCD has the lowest vector control budget in the State of Oregon. The district has no debts. The tax rate is .1800 per \$1000 of assessed property value. Residents are not invoiced for mosquito control services for their individual properties. The district provides free high tech mosquito traps to properties where customary mosquito control is not practical.

The district eliminated the equipment reserve fund, form LB11, in the FY 23-24 budget and moved reserve funds totaling \$83,000.00 into the unappropriated fund budget account line for budget simplification. We now use Simple books for book keeping rather than QuickBooks due to the massive price increase for QuickBooks programs. The district has no bonds or debts.

The FY 24-25 operational budget has increased due to massive inflation and the need to replace and or upgrade both office and field equipment. Example, our computer is not MS 11 compatible and will need to be replaced in 2024/25 as Microsoft will not support MS 10 after 2025. We need to upgrade our old CDC residential mosquito traps to more effective UVL traps.

The district purchased in 2023 high tech mosquito traps that have proven to be more than 20 times more effective that standard CDC approved traps in inventory. The traps use UV light and or CO2 gas. Some are computer controlled to maintain light frequencies most effective for mosquito control. The traps do not capture useful insects. The traps cost between \$200.00 and \$1600.00 each to deploy plus on-going expense with bait attractants. District tax payers are not charged for the use of these traps on their individual properties.

The CVCD treats a maximum of 11,000 acres a season (17.1 square miles) for approximately **\$4.27 an acre**. The average Oregon government mosquito control district's cost exceeds **\$11.00** per acre.

Dennis Jefcoat

Budget Director Chiloquin Vector Control District Board of Trustees.

**RESOURCES**  
**CHILOQUIN VECTOR CONTROL DISTRICT**  
General District Funds

**Budget Director's proposed  
budget effective April 2024 after  
consultation with County Treasurer  
April 1, 2024**

CHILOQUIN VECTOR CONTROL DISTRICT

	Historical Data			RESOURCE DESCRIPTION	Budget for next fiscal year 2024 - 2025			
	Actual		Adopted Budget This Year Year 2023 - 2024		Proposed By Budget Officer	Approved By Budget Committee	Adopted By Governing Body	
	Second Preceding Year 2021 - 2022	First Preceding Year 2022 - 2023						
1	\$42,388.00	\$40,989.00	\$45,190.00	Available cash on hand* (cash basis)	\$123,000.00			1
2	\$0.00	\$0.00	\$0.00	Oregon timber fund payments	\$0.00			2
3	\$0.00	\$0.00	\$0.00	Previously levied taxes estimated to be received	\$0.00			3
4	\$708.20	\$3,997.00	\$2,000.00	Interest from Local Gov Investment Fund	\$5,500.00			4
7	\$213.38	\$0.00	\$250.00	Miscellaneous	\$0.00			7
8			\$83,000.00	Transferred in from closed emergency fund	NA	NA	NA	8
9				Moved to LB31 line 20 reserve funding FY 23-24				9
10				and cash available LB 20 line 1				10
11								11
12								12
13								13
14								14
15								15
16								16
17								17
18								18
19								19
20								20
21								21
22								22
23								23
24								24
25								25
26								26
27								27
28								28
29	\$43,309.58	\$44,986.00	\$130,440.00	Total resources, except taxes to be levied	\$128,500.00			29
30			\$57,887.00	Taxes estimated to be received	\$57,000.00			30
31	\$51,296.53	\$52,319.00		Taxes collected in year levied				31
32	\$94,606.11	\$97,305.00	\$188,327.00	TOTAL RESOURCES	\$185,500.00			32

\*The balance of cash, cash equivalents and investments in the fund at the beginning of the budget year

150-504.020 (rev. 10-16)

**Changes in future budging procedures**  
**1. Year to year budget increase 2%not 3%**  
**2. Us 95% not 97% as tax collection rate**  
**3. Expect2 3-24 tax income APX \$57,761**

**DETAILED REQUIREMENTS**  
FISCAL YEAR 2024 - 2025  
CHILOQUIN VECTOR CONTROL DISTRICT

**Budget Director's proposed  
budget effective April 2024 after  
consultation with County Treasurer  
April 1, 2024**

	Historical Data			FINANCIAL REQUIREMENTS FOR THE GENERAL FUND			BUDGET FOR FY 2023 -2024			
	Actual		Adopted Budget This Year FY 2023 - 2024				Proposed by Budget Officer	Approved by Budget Committee	Adopted by Governing Body	
	Second Preceding FY 2021 - 2022	First Preceding FY 2022 - 2023								
1				1	Object Classification	Detail				1
2	\$1,712.00	\$1,813.00	\$2,000.00	2	Insurance	SDIS Insurance & Bonding	\$2,200.00			2
3	\$1,961.23	\$1,473.32	\$2,500.00	3	Advertising	Public Notices & Local Advertising	\$2,250.00			3
4	\$40.00	\$40.00	\$500.00	4	Accounting	Software & Annual S.O.S. Expense	\$300.00			4
5	\$948.00	\$898.00	\$1,000.00	5	Rentals	Rental FS#2, Community Center, POB	\$1,000.00			5
6	\$0.00	\$0.00	\$500.00	6	Attorney legal	Attorney fees	\$100.00			6
7	\$0.00	\$274.68	\$300.00	7	Telephone services	Cellular telephone monthly & repairs	\$300.00			7
8	\$272.62	\$1,120.59	\$2,000.00	8	Office	Office supplies & computer repairs	\$3,000.00			8
9	\$0.00	\$713.32	\$500.00	9	Travel	Mileage & travel cost CVCD business	\$1,000.00			9
10	\$184.81	\$795.25	\$2,000.00	10	Miscellaneous	Repairs, Replacement Equipment.	\$3,000.00			10
11	\$44,100.00	\$46,900.00	\$50,000.00	11	Contracting	TRMVC contracting services	\$51,000.00			11
12	\$248.05	\$0.35	\$50.00	12	Bank fees	Fees charge by banks	\$50.00			12
13	\$178.91	\$140.00	\$250.00	13	Dues	Government & Private organizations	\$200.00			13
14	\$787.00	\$853.91	\$1,000.00	14	Permits	DEQ permit & Ethics Commission	\$1,100.00			14
15				15						15
##	\$50,810.35	\$55,022.42	\$62,600.00	##	Total budget needs	TOTAL BUDGET REQUIREMENTS ##	\$65,500.00			##
16				16						16
17	\$0.00	\$0.00	\$2,000.00	17	Contingency	State Required Budget Item	\$2,000.00			17
18	\$0.00	\$0.00	\$2,500.00	18	Grants	Special projects, Drones, Midge Etc	\$0.00			18
19				19	TOTAL	TOTAL BUDGET REQUIREMENTS	\$2,000.00			19
20			\$90,000.00	20	Reserve funding	Reserved for Future Expenditures	\$90,000.00			20
21			**	21	**	**Includes transferred money from equipment reserve fund of \$83,000. from FY 23-24 & unspent budgeted funds from previous budget years				21
22				22						22
23				23						23
24				24						24
25				25	Ending balance (prior years)					25
26			\$31,226.00	26	UNAPPROPRIATED ENDING FUND BALANCE		\$28,000.00			26
					REQUIREMENTS		\$185,500.00			27

**Changes in future budging procedures**  
**1. Year to year budget increase 2% not 3%**  
**2. Us 95% not 97% as tax collection rate**  
**3. Expect 23-24 tax income APX \$57,761**

## Equals estimated tax collection + interest & other income



# Notice of Property Tax and Certification of Intent to Impose a Tax, Fee, Assessment, or Charge on Property

# FORM OR-LB-50 2024-2025

To assessor of     Klamath     County

Check here if this is  
an amended form.

• Be sure to read instructions in the current Notice of Property Tax Levy Forms and Instructions.

The     Chiloquin Vector Control     has the responsibility and authority to place the following property tax, fee, charge, or assessment  
District name  
on the tax roll of     Klamath     County. The property tax, fee, charge, or assessment is categorized as stated by this form.  
County name

<u>    PO Box 860    </u> <small>Mailing address of district</small>	<u>    Chiloquin    </u> <small>City</small>	<u>    Or    </u> <small>State</small>	<u>    97624    </u> <small>ZIP code</small>	<u>    May 30, 2024    </u> <small>Date submitted</small>
<u>    Dennis N Jefcoat    </u> <small>Contact person</small>	<u>    Chairman of the Board    </u> <small>Title</small>	<u>    541 274 0132    </u> <small>Daytime telephone number</small>	<u>    cvcdistrict@gmail.com    </u> <small>Contact person e-mail address</small>	

**CERTIFICATION**— You **must** check one box if you are subject to Local Budget Law.

- The tax rate or levy amounts certified in Part I are within the tax rate or levy amounts approved by the budget committee.
- The tax rate or levy amounts certified in Part I were changed by the governing body and republished as required in ORS 294.456.

**PART I: TAXES TO BE IMPOSED**

	Subject to General Government Limits	
	Rate —or— Dollar Amount	
1. Rate per \$1,000 or total dollar amount levied (within permanent rate limit) ... 1	0.1800	
2. Local option operating tax ..... 2		Excluded from Measure 5 Limits
3. Local option capital project tax ..... 3		
4. City of Portland Levy for pension and disability obligations ..... 4		Dollar Amount of Bond Levy
5a. Levy for bonded indebtedness from bonds approved by voters <b>prior</b> to October 6, 2001 ..... 5a		
5b. Levy for bonded indebtedness from bonds approved by voters <b>after</b> October 6, 2001 ..... 5b		
5c. Total levy for bonded indebtedness not subject to Measure 5 or Measure 50 (total of 5a + 5b) ..... 5c		

**PART II: RATE LIMIT CERTIFICATION**

6. Permanent rate limit in dollars and cents per \$1,000..... 6	0.1800
7. Election date when your new district received voter approval for your permanent rate limit ..... 7	
8. <b>Estimated</b> permanent rate limit for newly <b>merged/consolidated</b> district ..... 8	

**PART III: SCHEDULE OF LOCAL OPTION TAXES**— Enter all local option taxes on this schedule. If there are more than two taxes, attach a sheet showing the information for each.

Purpose (operating, capital project, or mixed)	Date voters approved local option ballot measure	First tax year levied	Final tax year to be levied	Tax amount —or— rate authorized per year by voters
None				

**PART IV: SPECIAL ASSESSMENTS, FEES, AND CHARGES\***

Description	ORS Authority**	Subject to General Government Limitation	Excluded from Measure 5 Limitation
1 None			
2			

\*If fees, charges, or assessments will be imposed on specific property within your district, you must attach a complete listing of properties, by assessor's account number, to which fees, charges, or assessments will be imposed. Show the fees, charges, or assessments uniformly imposed on the properties. If these amounts are not uniform, show the amount imposed on each property.  
\*\* The ORS authority for putting these assessments on the roll must be completed if you have an entry in Part IV.

(see the back for worksheet for lines 5a, 5b, and 5c)  
File with your assessor no later than **JULY 15**, unless granted an extension in writing.

I'm not sure who was giving you projections last year for your tax collections but it wasn't the Treasurer or Assessor's office. Neither of us give projections on tax collections, but the Tax Collector's office had this to say when I asked about your district:

"In regards to the 2023-24 projection. It appears Chiloquin Vector had a starting collection amount of \$59,126.40. To date, not including HERT or interest, collections are \$53,723.08 (approx.91%). We still have April, May and June. I expect May and June to have similar or greater collections than February because of the third trimester and delinquent notices. In the past we typically stay at a 96% overall collection rate, which would put them in the \$56,761.34 range. If they want to remain conservative I would drop it to 95%. "

I am conservative when it comes to budgeting revenues so I would recommend a 95% collection rate. When I talk with the Assessor, he usually tells me to budget a 2% increase each year in property tax revenues so you can likely go with a 2% increase over current year as an estimate. The Assessor's office annually posts the Tax Book on their website which will show you what your estimated tax collections will be every year. It is a good tool to help with budgeting.

I have updated the Treasurer's name, address, phone and fax numbers on our website. Thank you for reaching out and letting me know that the fax number was incorrect.

*Vickie Noel*

*Finance Director, County Treasurer*

*305 Main Street*

*Klamath Falls OR 97601*

*(541) 883-4202 office*

*(541) 851-3654 direct*

*(541) 851-3952 fax*

---

**From:** Haley Huffman <[hhuffman@klamathcounty.org](mailto:hhuffman@klamathcounty.org)>

**Sent:** Monday, April 1, 2024 9:58 AM

**To:** Vickie Noel <[vnoel@co.klamath.or.us](mailto:vnoel@co.klamath.or.us)>

**Cc:** Sandra Cox <[scox@klamathcounty.org](mailto:scox@klamathcounty.org)>

**Subject:** FW: Need for property tax report from the Treasurers Office

## **NOTICE OF BUDGET COMMITTEE MEETING Chiloquin Vector Control District**

A public meeting of the Budget Committee of the Chiloquin Vector Control District, Klamath County, State of Oregon to discuss the budget for the fiscal year July 1, 2024 to June 30, 2025 will be held at the Chiloquin Community Center Conference Room, 140 S. 1st Street Chiloquin Oregon. The meeting will take place on Wednesday April 24, 2024 at 6:30 PM.

The purpose of this meeting is to receive the budget message and to receive comments from the public on the budget.

This is a public meeting where deliberation of the Budget Committee will take place. Any person may appear at the meeting and discuss the proposed programs with the Budget Committee.

A copy of the budget document may be inspected or obtained after April 15, 2024 by emailing the CVCD District at [cvcddistrict@gmail.com](mailto:cvcddistrict@gmail.com) and requesting the document. The budget document will be available in PDF format.

#24133 April 3, 17, 2024

# Announcements



## NOTICE OF BUDGET COMMITTEE MEETING Chiloquin Vector Control District


A public meeting of the Budget Committee of the Chiloquin Vector Control District, Klamath County, State of Oregon to discuss the budget for the fiscal year July 1, 2024 to June 30, 2025 will be held at the Chiloquin Community Center Conference Room, 140 S. 1<sup>st</sup> Street Chiloquin Oregon. The meeting will take place on Wednesday April 24, 2024 at 6:30 PM.

The purpose of this meeting is to receive the budget message and to receive comments from the public on the budget.

This is a public meeting where deliberation of the Budget Committee will take place. Any person may appear at the meeting and discuss the proposed programs with the Budget Committee.

A copy of the budget document may be inspected or obtained after April 15, 2024 by emailing the CVCD District at [cvcdistrict@gmail.com](mailto:cvcdistrict@gmail.com) and requesting the document. The budget document will be available in PDF format.

An amazing couple who live in Chiloquin donated the money for us to get a new window in the food pantry after it was broken by vandals. Thank you so much!



The City of Chiloquin will hold a workshop regarding the Farmers Market on Tuesday, April 16, starting at 5:15 p.m. at City Hall. The public is invited to attend.

Harriman Springs Resort & Marina restaurant & bar is now open.

If you have not been out there yet, it's in a beautiful spot near Rocky Point.


SATURDAY, APRIL 20, 2024 AT 11 AM - 2 PM

## Seed Swap and Seed Library Kickoff Event

Chiloquin Branch Library

Calling all gardeners, green thumbs, and seed stewards, if you have seeds to share or have space to grow shared seeds please join us! We will be trading seeds and seed stories and learning about the Seed Library that will be starting this season. Everyone is Welcome!

The Sprague River Community Center will be hosting a Spring Fling Craft Fair on Saturday, April 27th from 10 until 4. If you are interested in renting a table (\$10/table) to sell your homemade items, please contact Maydra at 541/205-8055




**Chiloquin Vector Control District  
of Klamath County Oregon**  
Mosquito complaints logs, light trap logs, do not  
treat list, trapped Insect species log, historical  
records, and statistics for the 2024 season



**Calls for Mosquito Complaints**

DATE	LOCATION	COMPLAINANT'S NAME	ISSUES	Complaints
03/16/24	34903 Modoc point road	Scott Campbell 808 464 3374	Overwintering mosquitoes	1
03/17/24	32542 Rivers Drive	Brielle or Liam George 973 886 2666 or 703 358 4594	Overwintering mosquitoes	2
03/19/24	905 Pine Needle Drive	Ricky Ming 541 441 3322	Overwintering mosquitoes	1
03/19/24	1012 Pine Needle Drive	Shiloh Williams 808 464 3374	Overwintering mosquitoes	1
04/10/24	40051 Braymille Drive	Joe Arnaldo 510 303 6820	Overwintering mosquitoes	1
	<b>Total complaints 2024</b>	TO DATE		<b>6</b>
	<b>Total Complaints 2023</b>			<b>19</b>
	<b>Total Complaints 2022</b>			<b>5</b>
	<b>Total Complaints 2021</b>			<b>1</b>
	<b>Total Complaints 2020</b>			<b>2</b>
	<b>Total Complaints 2019</b>			<b>11</b>
	<b>Total Complaints 2018</b>			<b>5</b>
	<b>Total Complaints 2017</b>			<b>15</b>
	<b>Total Complaints 2016</b>			<b>9</b>
	<b>Total complaints 2015</b>			<b>11</b>
	<b>Total complaints 2014</b>			<b>19</b>
	<b>Total complaints 2013</b>			<b>24</b>

**Average number of yearly mosquito complaints = 10.46 per year**



## ***CVCD LIGHT TRAPS DEPLOYMENT LOG***

<b>Date</b>	<b>Location of the light traps</b>	<b>Findings</b>
03/20/2024	34903 Modoc Point Road	
03/21/2024	32542 Rivers drive	
04/17/2024	40051 Braymille Drive	

***As of the 2023 mosquito season, light traps of all types are left in place for about four to five days due to updated recommendations from established professionals***

### **Trapping results from 2013 to 2023**

**2024 forward - not measured due to changes in mosquito traps producing 20X results.**

2023 Mosquito count per hour in all light traps	<b>1.0 mosquitoes per hour.</b>
2022 Mosquito count per hour in all light traps	<b><u>0.25 mosquitoes an hour.</u></b>
2020 & 2021 Mosquito count per hour in all light traps	<b><u>Not measured - Covid 19 issues.</u></b>
2019 Mosquito count per hour in all light traps	<b>1.10 mosquitoes per hour.</b>
2018 Mosquito count per hour in all light traps	<b>0.84 mosquitoes per hour.</b>
2017 Mosquito count per hour in all light traps	<b>0.73 mosquitoes per hour.</b>
2016 Mosquito count per hour in all light traps	<b>0.50 mosquitoes per hour.</b>
2015 Mosquito count per hour in all light traps	<b>0.93 mosquitoes per hour.</b>
2014 Mosquito count per hour in all light traps	<b>1.12 mosquitoes per hour.</b>
2013 Mosquito count per hour in all light traps	<b>2.69 mosquitoes per hour.</b>

***The DEQ, EPA, & DOA require a minimum of five (5) mosquitoes per hour in trap or five landings on humans before fogging treatments may legally be applied.***

## Species of insects most frequently found in CVCD Traps

**Barn (horse) fly's, Black dancers, Buzzer Midge, Great Western Crane Fly, assorted variety of Midges, Common Pug, Indianmeal Moth, Inland floodwater Mosquito (Aedes vexans), No-See-Ums(Ceratopogonidae), Rustic Moths, Red Wasp, Oecetis Ochracea Moth, & the Yellow Fever Mosquito(Aedes Aegypti)**

## Best Mosquito Repellent Plants for a Home Garden

Lavender, Thyme, Geraniums, Peppermint, Spearmint, Lemongrass, Basil  
Garlic, Marigolds, Catnip, Rosemary, Lemon Balm, & Citronella

## DO NOT TREAT OR FOG FOR MOSQUITO LIST

PERSONS WITH ALLERGIES, BEE KEEPERS, & ENVIRONMENTALIST

Per letter sent July 5, 2023 to verify status of requestors to remain on the no treatment list.

Jean & Gill Thompson	38530 Skywalker Lane	541 783 2041
Hugh Hollie Null	38220 Modoc Point Rd	541 891 5791
Cheryl Hensley	40134 Pine Ridge Rd	541 892 4834
Rick Ming	905 Pine Needle drive	661 444 3054
Tammy Wright	369 Highway 422	541 891 6530

## District's Historical facts.

District was formed by the citizens of Chiloquin in 1969 due to complaints of mosquito infestation. District has approximately 69 square miles or 364,320 acres with a population of less than 3400 citizens. District operations have an economic effect on more than 500,000 visitors to local area attractions example, Crater Lake National Park, Klamath Lake, Train Mountain, or Williamson River recreation area.

The CVCD has the smallest mosquito control budget in the State of Oregon and one of the lowest budgets in America at \$58,350 for FY 2023 – 2024. The average annual mosquito control budget in the United States exceeds 1.5 million dollars per year.

The CVCD mosquito control budget for treating an acre of land equals approximately \$6.46 per acre. The average cost of treating an acre of land in other mosquito control districts cost approximately \$250 and \$350 dollars per in acre in 2023.

**Incidents of reported mosquito borne diseases in the CVCD equals "0" for 11 years.**

**Dennis N. Jefcoat  
Chairman of the Board of Trustees of the  
Chiloquin Vector Control District**

**Office 541 274 0132. Email: [cvcdistrict@gmail.com](mailto:cvcdistrict@gmail.com). [www.chiloquinmosquito.org](http://www.chiloquinmosquito.org)**



651 Market Street  
 Klamath Falls, OR 97601-6252  
 (541) 238-2272  
 www.trmvc.com

## *Larval Mosquito Surveillance and Control Program Results*

**For: Chiloquin Vector Control District**  
**Date: March 1 - 31, 2024**

### Monthly Results for the Entire District:

#### Investigation and Treatment Results

Ground Site Investigations:	110
Sites Wet:	88
% of Wet Sites:	80.00%
Landing Rates:	1
Ground Sites Treated:	14
% of Treated Sites:	0.13
Acres Treated:	2.28
Acres Fogged:	0.00
Point Sites:	8
Aerial Photo Flights:	0
Aerial Larvicide Flights:	0
Aerial Acres Treated:	0.00



## Monthly Results by Areas Within the District:

### City of Chiloquin

Ground Site Investigations:	17	Ground Sites Treated:	8	Aerial Photo Flights:	0
Sites Wet:	17	% of Treated Sites:	47%	Aerial Larvcide Flights:	0
% of Wet Sites:	100%	Acres Treated:	0.1499	Aerial Acres Treated:	0
Landing Rates:	0	Acres Fogged:	0		
		Point Sites:	6		

### CVCD Zone 1

Ground Site Investigations:	0	Ground Sites Treated:	0	Aerial Photo Flights:	0
Sites Wet:	0	% of Treated Sites:	0%	Aerial Larvcide Flights:	0
% of Wet Sites:	0%	Acres Treated:	0	Aerial Acres Treated:	0
Landing Rates:	0	Acres Fogged:	0		
		Point Sites:	0		

### CVCD Zone 2

Ground Site Investigations:	0	Ground Sites Treated:	0	Aerial Photo Flights:	0
Sites Wet:	0	% of Treated Sites:	0%	Aerial Larvcide Flights:	0
% of Wet Sites:	0%	Acres Treated:	0	Aerial Acres Treated:	0
Landing Rates:	0	Acres Fogged:	0		
		Point Sites:	0		

### CVCD Zone 3

Ground Site Investigations:	4	Ground Sites Treated:	1	Aerial Photo Flights:	0
Sites Wet:	4	% of Treated Sites:	25%	Aerial Larvcide Flights:	0
% of Wet Sites:	100%	Acres Treated:	0.242	Aerial Acres Treated:	0
Landing Rates:	0	Acres Fogged:	0		
		Point Sites:	0		

### CVCD Zone 4

Ground Site Investigations:	0	Ground Sites Treated:	0	Aerial Photo Flights:	0
Sites Wet:	0	% of Treated Sites:	0%	Aerial Larvcide Flights:	0
% of Wet Sites:	0%	Acres Treated:	0	Aerial Acres Treated:	0
Landing Rates:	0	Acres Fogged:	0		
		Point Sites:	0		

### CVCD Zone 5

Ground Site Investigations:	4	Ground Sites Treated:	2	Aerial Photo Flights:	0
Sites Wet:	4	% of Treated Sites:	50%	Aerial Larvcide Flights:	0
% of Wet Sites:	100%	Acres Treated:	0	Aerial Acres Treated:	0
Landing Rates:	0	Acres Fogged:	0		
		Point Sites:	2		

### CVCD Zone 6

Ground Site Investigations:	83	Ground Sites Treated:	2	Aerial Photo Flights:	0
Sites Wet:	61	% of Treated Sites:	2%	Aerial Larvcide Flights:	0
% of Wet Sites:	73%	Acres Treated:	0.8025	Aerial Acres Treated:	0
Landing Rates:	1	Acres Fogged:	0		
		Point Sites:	0		

### CVCD Zone 7

Ground Site Investigations:	2	Ground Sites Treated:	2	Aerial Photo Flights:	0
Sites Wet:	2	% of Treated Sites:	100%	Aerial Larvcide Flights:	0
% of Wet Sites:	100%	Acres Treated:	1.0856	Aerial Acres Treated:	0
Landing Rates:	0	Acres Fogged:	0		
		Point Sites:	0		

## Adult Mosquito Control Results:

Aqua-Reslin® Treatment	
Total Number of Acres Sprayed*:	0.00
Total oz. of Adulticide Used:	0.00
at 0.83 oz/acre	

Essentria™ IC <sup>3</sup> Treatment	
Total Number of Acres Sprayed*:	0.00
Total oz. of Adulticide Used:	0.00
at 0.83 oz/acre	

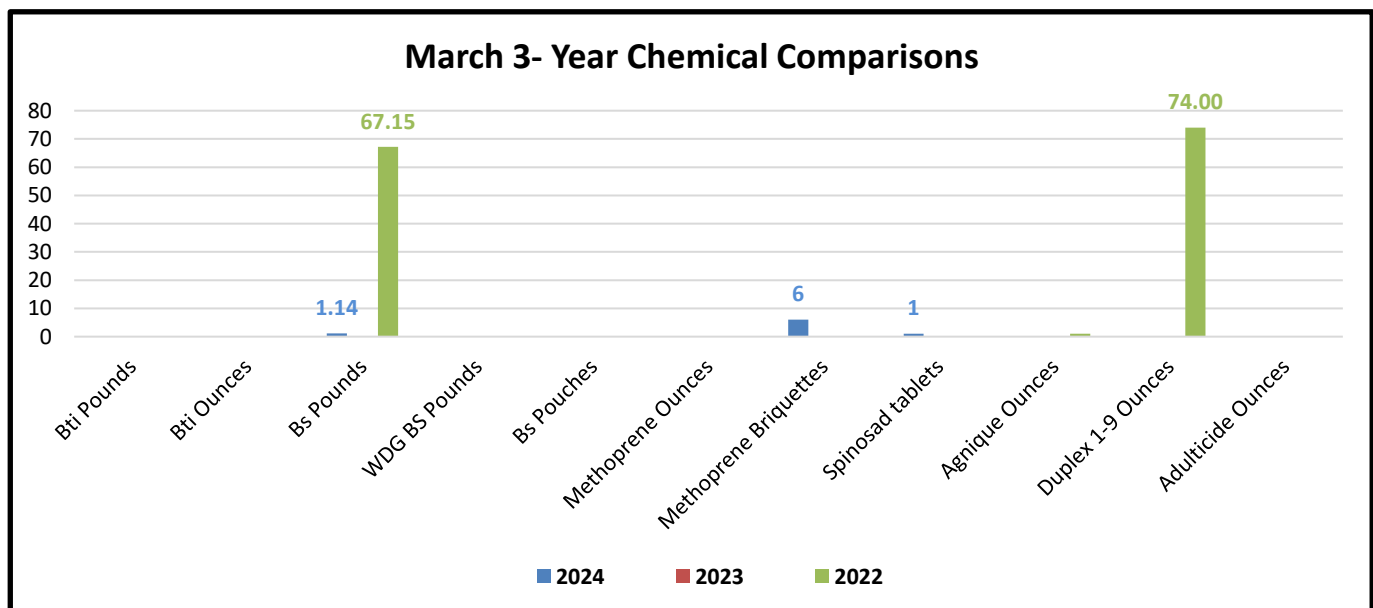
\* Only includes ULV spray-on acreage (excludes shutoffs, turnarounds, etc.)

## Chemical Usage

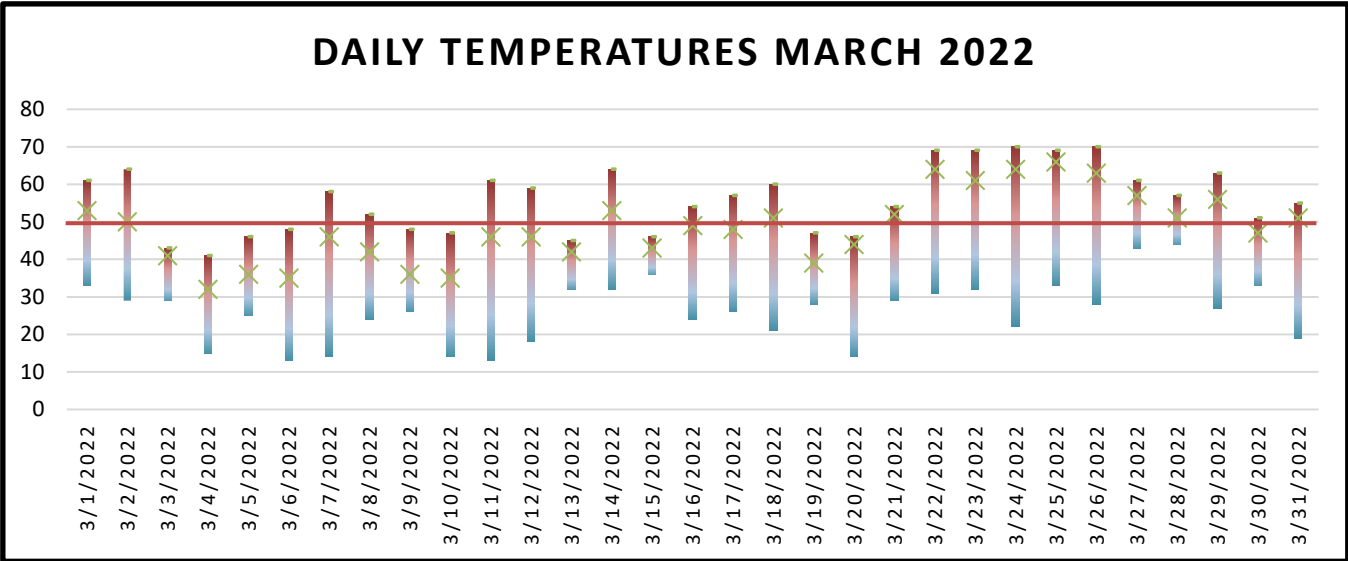
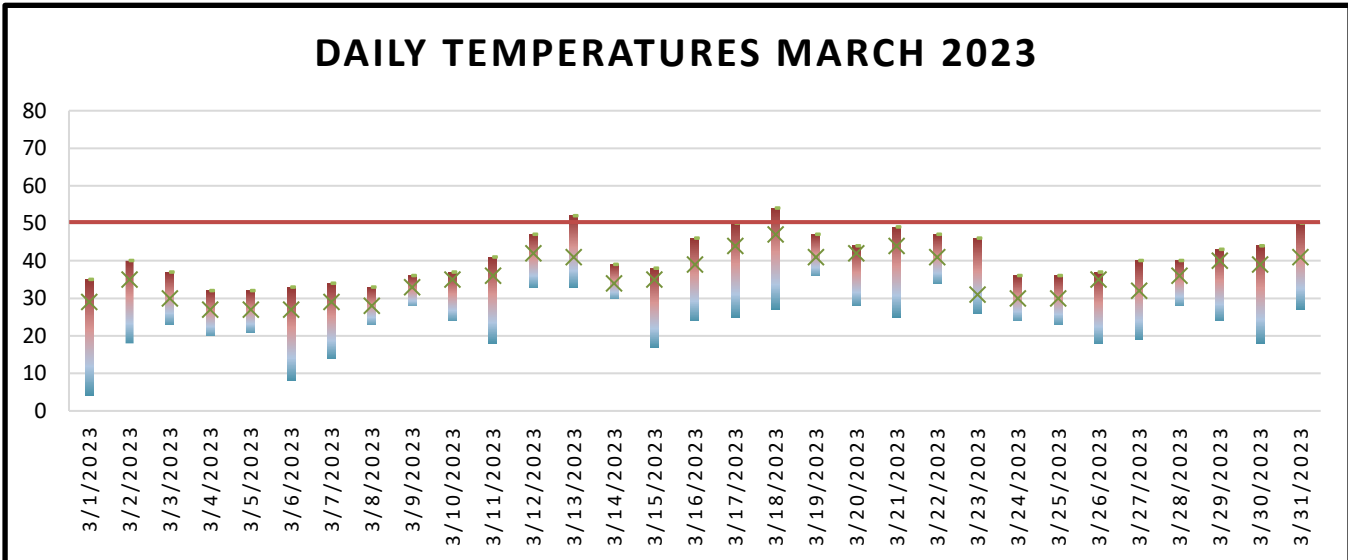
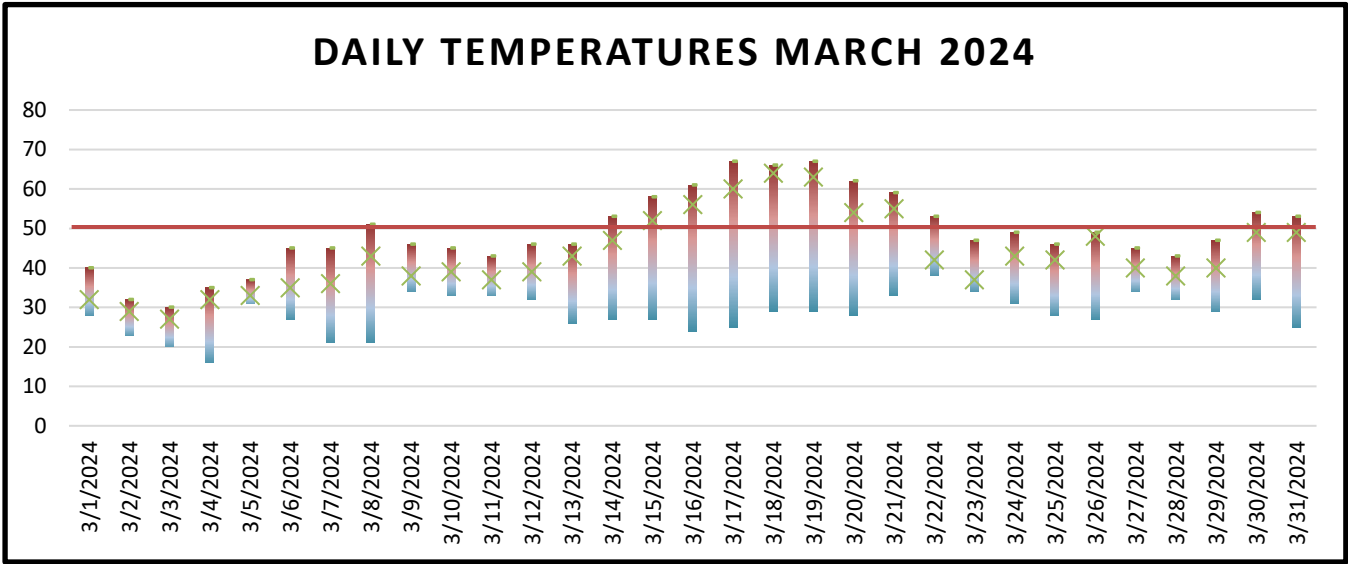
Total pounds of <i>VectoBac G</i> used:	0.00
Total ounces <i>Ffast</i> used:	0.00
Total pounds <i>VectoLex FG</i> used:	1.14
Total dry ounces <i>VectoLex WDG</i> used:	0.00
Total pouches <i>VectoLex WSP</i> used:	0
Total ounces <i>Altosid ALL</i> used:	0.00
Total number of <i>Spinosad</i> tablets used:	1
Total number of <i>Altosid XR</i> Briquettes used:	6
Total ounces of <i>SunSpray</i> ™ UF used:	0.00
Total ounces of <i>Duplex</i> *	0.00

\**Duplex* = 1 part liquid *Methoprene* to 9 parts liquid *Bti*

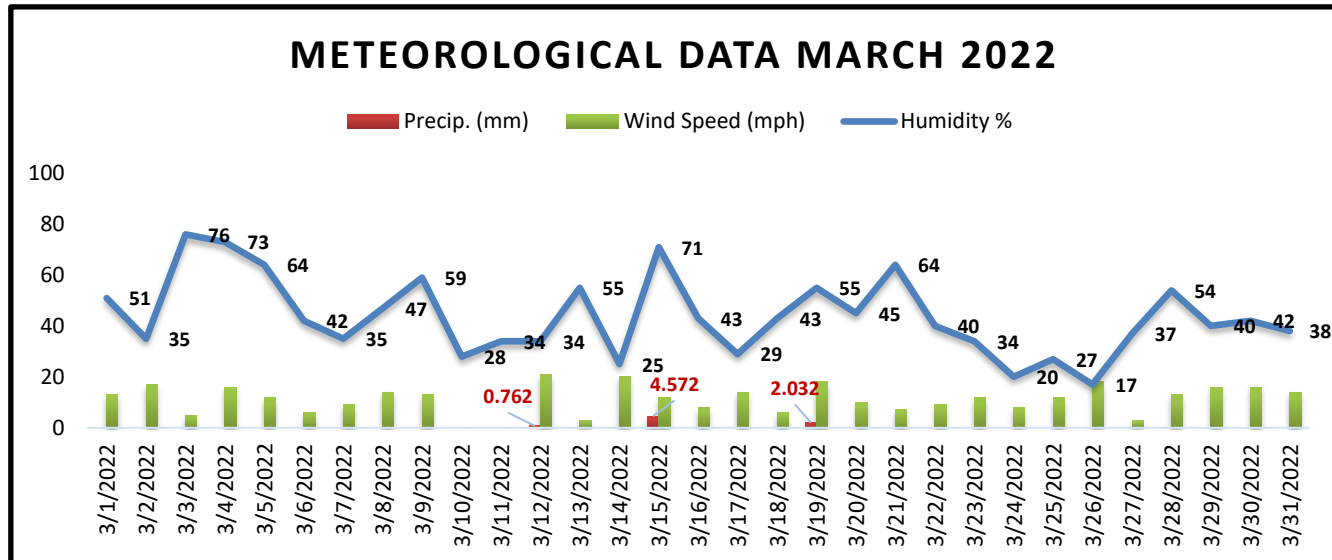
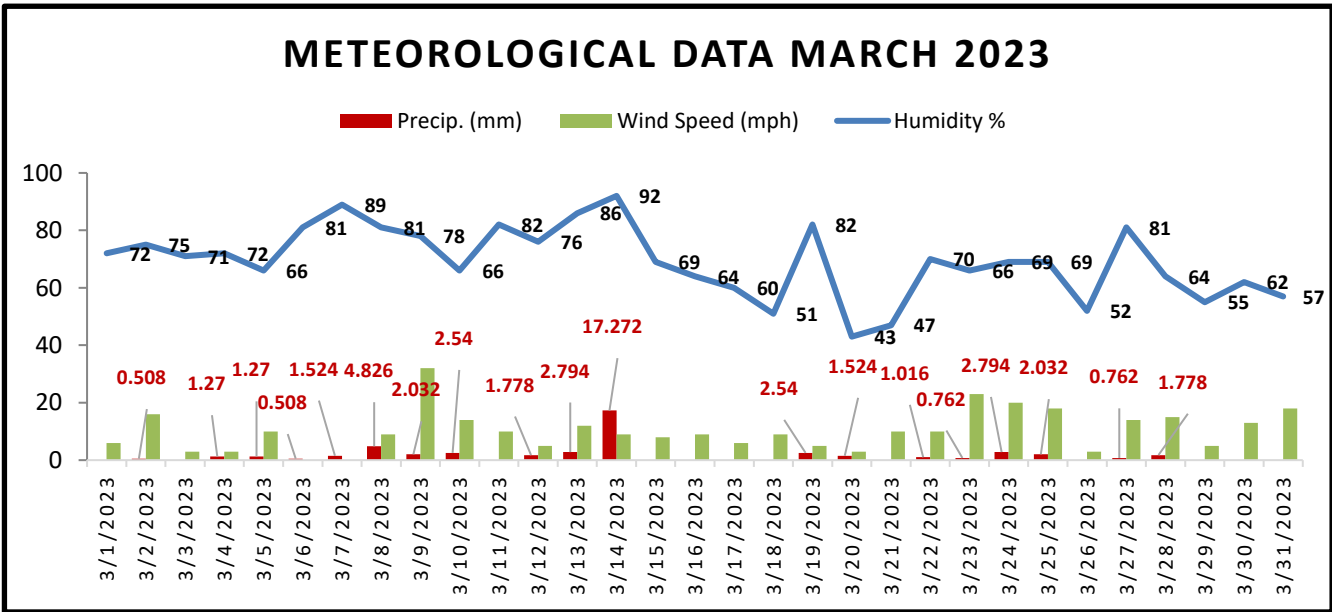
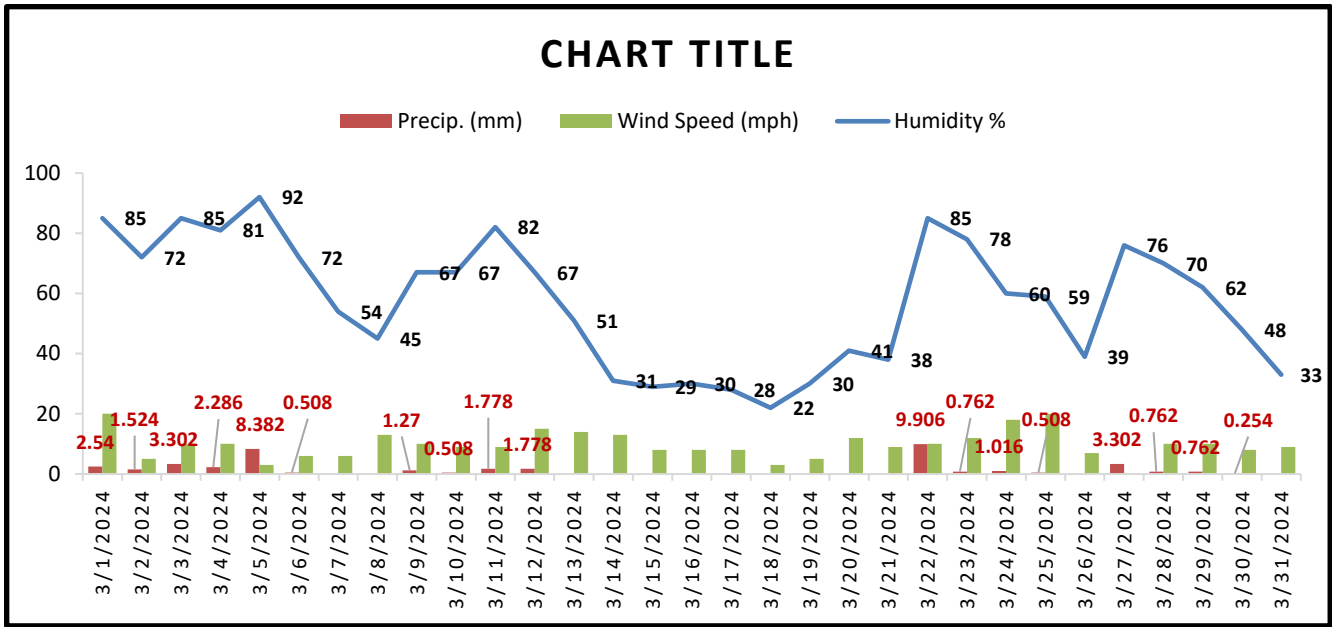
## 2022 - 2023 - 2024 Chemical Comparison Table



# Chiloquin Weather Graphs (Temperatures):



# Chiloquin Weather Graphs (Humidity and Precipitation):



## Service Request Log Report

Date Range: 3/1/2024 Through  
3/31/2024

Received	Zone2	SR Number	Status	Type	Source	Entered By	Assigned Tech	Customer Name	Phone	Request Address	Description / Actions & Notes
3/16/2024 12:00 PM	CVCD 6	456	Closed	Truck Fg	Website	Edward Horvath	Danta Smith	Browning, Liam	7032584594	32542 Rivers Dr	The entire neighborhood along Rivers Dr needs treatment. The mosquito problems have been getting worse every year. We have put in multiple previous requests and seen zero action.
3/17/2024 12:00 PM	CVCD 6	457	Closed	Truck Fg	Website	Edward Horvath	Danta Smith	George, Brielle	97388626666	32542 Rivers Dr	Neighborhood is overrun with mosquitos, especially near Peachy Pond.
3/19/2024 12:00 PM	CVCD 3	458	Assigned	Report mosquitoes	Website	Website	Edward Horvath	Morrill, Janice	8057980176	41014 Cattle Dr	Hi I live in Pine Ridge Ranches. My dog is always with me. The standing water is on the south side of the strand of willows. Already mapped.
3/19/2024 12:00 PM	CVCD 3	459	Assigned	Truck Fg	Website	Website	Danta Smith	Ming, Rickey	5414413322	905 Pine Needle Dr	The mosquitos are at least a 10You can't walk outside without being attacked.
3/19/2024 12:00 PM	CVCD 3	460	Assigned	Truck Fg	Website	Website	Danta Smith	Williams , Shiloh	559-660-9028	1012 pine needle drive	I have chickens
3/21/2024 12:00 PM	CVCD 5	461	Assigned	Report mosquitoes	Website	Website	Danta Smith	Campbell, Scott	808 464 3374	34903 Modoc Point Road	Call handled by the Chairman; overwintering mosquito issue. Scott is allergic to mosquito bites. Scott was loaned a CVCD UV light trap for a few weeks. 110 volt provided by Scott. Promise to place trap indoors in event of bad weather. DJ Put trap out to help cut the skeeters down.
3/21/2024 12:00 PM	CVCD 6	462	Assigned	Truck Fg	Website	Website	Edward Horvath	George, Brielle or Liam	973 886 2666	32542 Riverside	Complaint handled by the Chairman: Overwintering mosquito bites. Georges' loaned a UV tap for a few weeks, 110 volt operation with promise to keep trap out of bad weather.

**Total Complaints : 7**

# Chiloquin Vector Control District Zone Map

